

# 2022 Judicial Candidates Poll Results

On Tuesday, November 8th, 17 local judicial races will appear on the primary ballot. In an effort to provide voters with tools they can use to educate themselves about the candidates for these races, the Louisville Bar Association and its Judicial Integrity and Independence Committee decided to conduct a judicial candidate poll, as has been done in years past.

The Louisville Bar Association 2022 Primary Judicial Candidate Survey was conducted on behalf of the LBA by the Center for Local Governments at Western Kentucky University. The poll was conducted electronically through Qualtrics from October 12-19, 2022. The Louisville Bar Association emailed the invitation to participate to 3,258 members of the Kentucky Bar Association who self-identified as residing in Jefferson County. Members of the Bar were asked to only evaluate candidates with whom they have had substantial professional contact within the last two years and then rate them in one of these categories: "Highly Qualified," "Qualified," or "Unqualified." Attorneys could also select "Not Enough Information/Do Not Know" if they did not know the candidate or did not have enough information about the candidate to evaluate them. If the respondent did not submit a rating for a judicial candidate, it was recorded as "No Response." All responses were anonymous.


A total of 411 attorneys completed the poll. The results were tabulated as indicated below:

Number = number of respondents

Total % = percentage of total respondents in each category, including "Not Enough Information/Do Not Know" or "No Response"

Valid % = percentage of respondents who rated the judicial candidates as "Highly Qualified," "Qualified," and "Unqualified." These percentages do not include responses from respondents who selected "Not Enough Information/Do Not Know" or "No Response."


JEFFERSON DISTRICT COURT, DIVISION 1							
Candidate	Anthony Jones			Emily Korfhage Monarch			
	Number	Total %	Valid %	Number	Total %	Valid %	
Highly Qualified	79	19.2%	54.1%	33	8.0%	27.7%	
Qualified	50	12.2%	34.2%	47	11.4%	39.5%	
Unqualified	17	4.1%	11.6%	39	9.5%	32.8%	
Not Enough Info / DNK	223	54.3%		253	61.6%		
No Response	42	10.2%		39	9.5%		




JEFFERSON DISTRICT COURT, DIVISION 8							
Candidate	Karen Faulkner			Jessica Stone			
	Number	Total %	Valid %	Number	Total %	Valid %	
Highly Qualified	121	29.4%	46.0%	33	8.0%	17.2%	
Qualified	88	21.4%	33.5%	90	21.9%	46.9%	
Unqualified	54	13.1%	20.5%	69	16.8%	35.9%	
Not Enough Info / DNK	108	26.3%		178	43.3%		
No Response	40	9.7%		41	10.0%		




JEFFERSON DISTRICT COURT, DIVISION 3							
Candidate	Kelly Ann Bowles			Kristina Garvey			
	Number	Total %	Valid %	Number	Total %	Valid %	
Highly Qualified	14	3.4%	11.7%	99	24.1%	39.6%	
Qualified	43	10.5%	35.8%	104	25.3%	41.6%	
Unqualified	63	15.3%	52.5%	47	11.4%	18.8%	
Not Enough Info / DNK	256	62.3%		130	31.6%		
No Response	35	8.5%		31	7.5%		



JEFFERSON DISTRICT COURT, DIVISION 9							
Candidate	Kaitlin Smith Dean			Tanisha Ann Hickerson			
	Number	Total %	Valid %	Number	Total %	Valid %	
Highly Qualified	12	2.9%	9.2%	124	30.2%	53.0%	
Qualified	34	8.3%	26.2%	88	21.4%	37.6%	
Unqualified	84	20.4%	64.6%	22	5.4%	9.4%	
Not Enough Info / DNK	238	57.9%		137	33.3%		
No Response	43	10.5%		40	9.7%		



JEFFERSON DISTRICT COURT, DIVISION 4							
Candidate	Yvette De La Guardia			Lora Chisholm Holman			
	Number	Total %	Valid %	Number	Total %	Valid %	
Highly Qualified	117	28.5%	57.1%	24	5.8%	20.0%	
Qualified	68	16.5%	33.2%	62	15.1%	51.7%	
Unqualified	20	4.9%	9.8%	34	8.3%	28.3%	
Not Enough Info / DNK	167	40.6%		248	60.3%		
No Response	39	9.5%		43	10.5%		



JEFFERSON DISTRICT COURT, DIVISION 10							
Candidate	R. Christian Garrison			Sara Michael Nicholson			
	Number	Total %	Valid %	Number	Total %	Valid %	
Highly Qualified	17	4.1%	13.7%	77	18.7%	31.4%	
Qualified	66	16.1%	53.2%	126	30.7%	51.4%	
Unqualified	41	10.0%	33.1%	42	10.2%	17.1%	
Not Enough Info / DNK	245	59.6%		129	31.4%		
No Response	42	10.2%		37	9.0%		



JEFFERSON DISTRICT COURT, DIVISION 6							
Candidate	Justin C. Brown			Lisa L. Langford			
	Number	Total %	Valid %	Number	Total %	Valid %	
Highly Qualified	101	24.6%	52.3%	71	17.3%	35.5%	
Qualified	79	19.2%	40.9%	82	20.0%	41.0%	
Unqualified	13	3.2%	6.7%	47	11.4%	23.5%	
Not Enough Info / DNK	183	44.5%		176	42.8%		
No Response	35	8.5%		35	8.5%		




JEFFERSON DISTRICT COURT, DIVISION 15							
Candidate	Claudette Patton			Mary Jude Wolford			
	Number	Total %	Valid %	Number	Total %	Valid %	
Highly Qualified	32	7.8%	26.7%	106	25.8%	57.6%	
Qualified	53	12.9%	44.2%	62	15.1%	33.7%	
Unqualified	35	8.5%	29.2%	16	3.9%	8.7%	
Not Enough Info / DNK	252	61.3%		192	46.7%		
No Response	39	9.5%		35	8.5%		





JEFFERSON DISTRICT COURT, DIVISION 7							
Candidate	Shannon Renee Fauver			Megan McDonald			
	Number	Total %	Valid %	Number	Total %	Valid %	
Highly Qualified	79	19.2%	33.5%	27	6.6%	14.2%	
Qualified	101	24.6%	42.8%	62	15.1%	32.6%	
Unqualified	56	13.6%	23.7%	101	24.6%	53.2%	
Not Enough Info / DNK	137	33.3%		185	45.0%		
No Response	38	9.2%		36	8.8%		





SUPREME COURT OF KY, DISTRICT 4							
Candidate	Angela McCormick Bisig			Jason Bowman			
	Number	Total %	Valid %	Number	Total %	Valid %	
Highly Qualified	267	65%	71.4%	11	2.7%	8.5%	
Qualified	89	21.7%	23.8%	48	11.7%	36.9%	
Unqualified	18	4.4%	4.8%	71	17.3%	54.6%	
Not Enough Info / DNK	18	4.4%		238	57.9%		
No Response	19	4.6%		43	10.5%		





 Eckerle	KENTUCKY COURT OF APPEALS – DISTRICT 4, DIVISION 1						
	Candidate	Audra Jean Eckerle			Tricia Lister		
		Number	Total %	Valid %	Number	Total %	Valid %
	Highly Qualified	180	43.8%	49.7%	71	17.3%	37.2%
	Qualified	114	27.7%	31.5%	77	18.7%	40.3%
	Unqualified	68	16.5%	18.8%	43	10.5%	22.5%
	Not Enough Info / DNK	29	7.1%		186	45.3%	
	No Response	20	4.9%		34	8.3%	


 Cantrell	KENTUCKY COURT OF APPEALS – DISTRICT 4, DIVISION 2						
	Candidate	McKenzie Cantrell			Annette Karem		
		Number	Total %	Valid %	Number	Total %	Valid %
	Highly Qualified	75	18.2%	33.8%	100	24.3%	31.5%
	Qualified	74	18.0%	33.3%	106	25.8%	33.4%
	Unqualified	73	17.8%	32.9%	111	27.0%	35.0%
	Not Enough Info / DNK	154	37.5%		66	16.1%	
	No Response	35	8.5%		28	6.8%	

 Haegele	JEFFERSON CIRCUIT COURT, DIVISION 4						
	Candidate	Ebert Haegele			Julie Kaelin		
		Number	Total %	Valid %	Number	Total %	Valid %
	Highly Qualified	169	41.1%	67.1%	90	21.9%	34.2%
	Qualified	68	16.5%	27.0%	86	20.9%	32.7%
	Unqualified	15	3.6%	6.0%	87	21.2%	33.1%
	Not Enough Info / DNK	125	30.4%		105	25.5%	
	No Response	34	8.3%		43	10.5%	

 Clay	JEFFERSON CIRCUIT COURT, DIVISION 9						
	Candidate	Sarah Clay			Nichole T. Compton		
		Number	Total %	Valid %	Number	Total %	Valid %
	Highly Qualified	133	32.4%	57.8%	9	2.2%	5.9%
	Qualified	85	20.7%	37.0%	46	11.2%	30.1%
	Unqualified	12	2.9%	5.2%	98	23.8%	64.1%
	Not Enough Info / DNK	141	34.3%		213	51.8%	
	No Response	40	9.7%		45	10.9%	

 Davis	JEFFERSON CIRCUIT COURT, DIVISION 5						
	Candidate	Tracy Evette Davis			Mary M. Shaw		
		Number	Total %	Valid %	Number	Total %	Valid %
	Highly Qualified	36	8.8%	15.7%	194	47.2%	57.2%
	Qualified	88	21.4%	38.4%	105	25.5%	31.0%
	Unqualified	105	25.5%	45.9%	40	9.7%	11.8%
	Not Enough Info / DNK	139	33.8%		42	10.2%	
	No Response	43	10.5%		30	7.3%	

 Gilbert	JEFFERSON CIRCUIT COURT, DIVISION 10						
	Candidate	Dorisee Gilbert			Patricia (Tish) Morris		
		Number	Total %	Valid %	Number	Total %	Valid %
	Highly Qualified	112	27.3%	53.6%	69	16.8%	32.1%
	Qualified	76	18.5%	36.4%	97	23.6%	45.1%
	Unqualified	21	5.1%	10.0%	49	11.9%	22.8%
	Not Enough Info / DNK	166	40.4%		161	39.2%	
	No Response	36	8.8%		35	8.5%	

 Bellows	JEFFERSON CIRCUIT COURT, DIVISION 7						
	Candidate	Melissa Logan Bellows			Theodore (Ted) Shouse		
		Number	Total %	Valid %	Number	Total %	Valid %
	Highly Qualified	8	1.9%	8.1%	180	43.8%	62.1%
	Qualified	27	6.6%	27.3%	82	20.0%	28.3%
	Unqualified	64	15.6%	64.6%	28	6.8%	9.7%
	Not Enough Info / DNK	271	65.9%		89	21.7%	
	No Response	41	10.0%		32	7.8%	

 Shouse	JEFFERSON CIRCUIT COURT, DIVISION 7						
	Candidate	Melissa Logan Bellows			Theodore (Ted) Shouse		
		Number	Total %	Valid %	Number	Total %	Valid %
	Highly Qualified	8	1.9%	8.1%	180	43.8%	62.1%
	Qualified	27	6.6%	27.3%	82	20.0%	28.3%
	Unqualified	64	15.6%	64.6%	28	6.8%	9.7%
	Not Enough Info / DNK	271	65.9%		89	21.7%	
	No Response	41	10.0%		32	7.8%	